




MONKEY'S PAW: COIL STYLE

Narration ---- (For **monkey's paw coil stile** knot-board.) (1) Form the first coil by stacking three loop on top of each other. (2) Insert core into center of coil. (3) Start second coil by forming a small loop at the bottom of the first coil. (4) Pass the running end behind and (5) across the front to for the first loop of the second coil. (6) Add the second and third loops of the second coil. (7) Start the third coil by reeving the running end through the top of the first coil and (8) then reeve the running end through the bottom of the first coil. (9) Add the second and third loops of the third coil. (10) Work all coils tight over the core.

[NOTE] Join the two ends of the monkey's paw with an eye splice, a short splice, or a seizing.



+
MONKEY'S PAW
+

(coil style)

1.

form first coil

2.

insert core

3.

start second coil
form small loop


4.

5.


first loop




6.




7.



8.



9.



work tight over core

10.



[NOTES]

